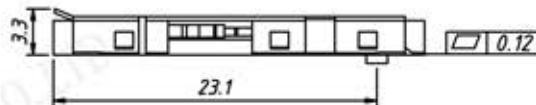
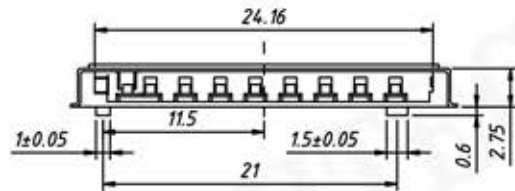


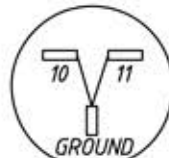
PCB LAYOUT



WITHOUT CARD



CARD INSERTED  
WRITE PROTECT: LOCK



CARD INSERTED  
WRITE PROTECT: UNLOCK

11--WRITE PROTECT PIN

10--CARD DETECT PIN

GROUND(SHELL)--COMMON PIN

SD CARD PIN ASSIGNMENT

Pin No.	Name	Description
#1	CD/DAT3	Card detect/data I/O
#2	CMD	Command
#3	VSS1	Ground
#4	VDD	Power
#5	CLK	Clock
#6	VSS2	Ground
#7	DAT0	Data I/O
#8	DAT1	Data I/O
#9	DAT2	Data I/O

Material:

Housing: High Temperature Thermoplastic.

Contact: Copper Alloy.

Shell: Copper Alloy, Plated gold on the solder tails, Underplated Nickel over all.

Plating:

Contact Area: Gold Plated over Ni.

Solder Tail: 30u" Min Sn Plated Over Ni.

Electrical:

Current Rating: 0.5A.

Voltage Rating: 250VRMS

Operating Temperature: -25°C TO +90°C

Contact Resistance: 40mΩ

Dielectric Withstanding Voltage: 500V AC.

Insulation Resistance: 100MΩ

Insertion Force: 40N Max.

Extraction Force: 2N Min.